



Software Release Notes for OneAdvisor-800A

Table of Contents

General Information	2
About this Document	2
Installation Instructions.....	3
Release 3.2.1	4
Software and Hardware compatibility.....	4
What’s new in this release.....	4
Bug fix/Improvement	4
Known Issues	5
Previous Version History	6
Release 3.1.1	6
Software and Hardware compatibility.....	6
What’s new in this release.....	6
Bug fix/Improvement	6
Known Issues	6
Release 3.1.1	6
Software and Hardware compatibility.....	6
What’s new in this release.....	6
Bug fix/Improvement	7
Known Issues	7
Release 3.1.0	7
Software and Hardware compatibility.....	7

What's new in this release.....	7
Bug fix/Improvement	7
Known Issues	8
Release 3.0.1.....	8
Software and Hardware compatibility.....	8
What's new in this release.....	8
Bug fix/Improvement	8
Known Issues	8
Release 3.0.0.....	8
• Software and Hardware compatibility	9
What's new in this release.....	9
Bug fix/Improvement.....	9
Known Issues	9
Release 1.2.0.....	9
Software and Hardware compatibility	10
What's new in this release.....	10
Bug fix/Improvement.....	10
Known Issues	11
Release 1.1.0.....	11
Software and Hardware compatibility	11
What's New in this release	11
Technical Assistance.....	12

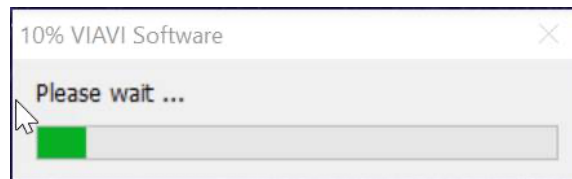
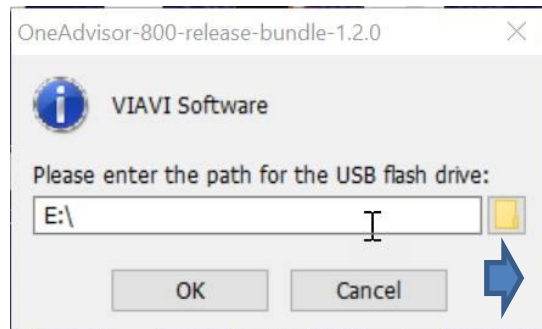
General Information

About this Document

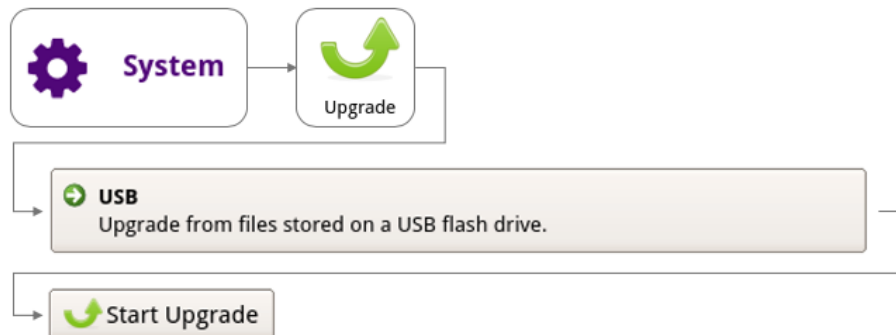
This document provides OneAdvisor firmware version numbers, a description of new features, and a list of unresolved issues associated with this release, unless otherwise specified.

Installation Instructions

- Visit the website below to download the latest firmware. Firmware file has *.exe extension which is self-extractable file.
<http://ona-800.updatemyunit.net>
- Attached a USB memory device into your computer of at least 1GHz of space available (maximum USB capacity is 32B, and formatted as FAT32)
- Run the downloaded firmware file and when prompted select the drive that corresponds to the USB memory device. When completed all the firmware source files will be extracted in the USB root under a folder name “ale”.



- Connect AC/DC power adapter into the OneAdvisor
- Insert the USB memory device into the USB port located on the top of the OneAdvisor.
- In OneAdvisor’s Home Page select: {System}, {Upgrade}, {USB}, {Start Upgrade}:



- The upgrade progress will start and might take 10 minutes to 30 minutes. At the end of the upgrade process the OneAdvisor will reboot to complete the upgrade.
- For more information, refer to OneAdvisor’s User’s Guide.

Release 3.2.1

Release date: May 06, 2021

Software and Hardware compatibility

The following table lists the versions of related VIAVI hardware and software that can be used in conjunction with this release for OneAdvisor.

Hardware	Version	Build
Mainframe	3.2.1	3.2.1-r0 (04/05/2021)
SPA06MA-O	1.700	1.700.0010r-804fa66 (06/05/2021)
CAA06MA/CAA06MB	6.060	6.060.003r-1 (06/05/2021)
Fiber Optic	21.04	21.04+svn67715-r0 (29/04/2021)

What's new in this release

- NSA Analyzer
- Scalar 2 Port
- LTE FDD/TDD Signal Analysis
 - Constellation, Frame Summary, Data Allocation Map, P vs. T (Frame)
- 5G NR Signal Analysis
 - P vs. T (Frame)
- Blind Scanner for LTE, DSS, and NR carrier search

Bug fix/Improvement

- RFoCPRI speed improvement in Quad SA mode
- RFoCPRI usability improvement for easier RX settings and traces control.
- Feature improvement on LTE FDD/TDD OTA Analyzer
 - Occupied BW, SEM, ACLR, Multi-ACLR, OTA Control Channel
- Feature improvement on 5GNR OTA Analyzer
 - Occupied BW, SEM, ACLR, Multi-ACLR, Multipath Profile
- EMF Analyzer
 - Improve beam visibility
 - RSRP Max/Min/AVG
 - Level Recorder for EMF-NR
 - Add UL/DL Allocation factor in EMF-NR Extrapolation
 - Append Standard guidelines
 - Export to CSV for EMF-NE
- NR/DSS improvement
 - PBCH-DMRS Power/EVM
 - Auto preamp control in LTE
 - NSA/DSS logging file export to Google Earth/Map

Known Issues

- Infrequent dark screen issue when turned on that needs power recycling

Previous Version History

This section provides history of previous firmware versions.

Release 3.1.1

Release date: Feb 12, 2021

Software and Hardware compatibility

The following table lists the versions of related VIAVI hardware and software that can be used in conjunction with this release for OneAdvisor.

Hardware	Version	Build
Mainframe	3.1.1	3.1.1-r0 (12/22/2020)
SPA06MA-O	1.600	1.600.0007r-19bd4f3 (12/23/2020)
CAA06MA/CAA06MB	6.040	6.040.002r-1 (12/17/2020)
Fiber Optic	19.92	19.92+svn65461-r3 (12/11/2020)

What's new in this release

- Supports SPA06MA module, a new 6GHz spectrum only hardware
- Sync of Preamp and Attenuation settings between ONA-800A and InterferenceAdvisor, EagleEye App

Bug fix/Improvement

Known Issues

- Infrequent dark screen issue when turned on that needs power recycling

Release 3.1.1

Release date: Dec 24, 2020

Software and Hardware compatibility

The following table lists the versions of related VIAVI hardware and software that can be used in conjunction with this release for OneAdvisor.

Hardware	Version	Build
Mainframe	3.1.1	3.1.1-r0 (12/22/2020)
SPA06MA/SPA06MA-O	1.600	1.600.0007r-19bd4f3 (12/23/2020)
CAA06MA/B	6.040	6.040.002r-1 (12/17/2020)
Fiber Optic	19.92	19.92+svn65461-r3 (12/11/2020)

What's new in this release

- **Spectrum/CPRI software options (Requires SPA06MA-O hardware)**

- N/A
- **Fiber/Optic solution modules supported**
 - N/A
- **Fiber/Optic software option**
 - N/A

Bug fix/Improvement

- Fixed display flickering issue

Known Issues

- Infrequent dark screen issue when turned on that needs power recycling

Release 3.1.0

Release date: Dec 18, 2020

Software and Hardware compatibility

The following table lists the versions of related VIAVI hardware and software that can be used in conjunction with this release for OneAdvisor.

Hardware	Version	Build
Mainframe	3.1.0	3.0.1-r0 (11/12/2020)
SPA06MA-O	1.600	1.600.0006r-0653b3a (14/21/2020)
CAA06MA/CAA06MB	6.040	6.040.002r-1 (17/12/2020)
Fiber Optic	19.92	19.92+svn65461-r3 (11/12/2020)

What's new in this release

- **Spectrum/CPRI software options (Requires SPA06MA-O hardware)**
 - ONA-SP-DSSOTA; DSS OTA Analyzer
 - RtSA improvement. Narrower span for better resolution and smaller RBW for better sensitivity.
 - Span: 100MHz to 3Mhz
 - RBW: 10MHz to 3kHz
- **Fiber/Optic solution modules supported**
 - N/A
- **Fiber/Optic software option**
 - N/A

Bug fix/Improvement

- Make CDM file generation configurable.
- Fixed LTE-FDDOTA, LTE-TDDOTA, DSSOTA license installation issue
- Change the warning message for Factory Reset
- Fixed invalid error message displaying after turned on

Known Issues

- Infrequent dark screen issue when turned on that needs power recycling

Release 3.0.1

Release date: Oct 20, 2020

Software and Hardware compatibility

The following table lists the versions of related VIAVI hardware and software that can be used in conjunction with this release for OneAdvisor.

Hardware	Version	Build
Mainframe	3.0.1	3.0.1-078fabd (14/10/2020)
SPA06MA-O	1.400	1.400.0027r-6bcfb31 (21/10/2020)
CAA06MA/CAA06MB	6.020	6.020.001r-1 (21/10/2020)
Fiber Optic	19.90	19.90+svn65054-r0 (15/10/2020)

What's new in this release

- **Spectrum/CPRI software options (Requires SPA06MA-O hardware)**
 - ONA-SP-LTEFDDOTA; LTE-E/LTE-Adv FDD OTA Signal analysis
 - ONA-SP-LTETDDOTA; LTE-E/LTE-Adv TDD OTA Signal analysis
 - ONA-SP-5GOTA; 5GNR OTA Beamforming analyzer
 - ONA-SP-EMFSA; EMF Analysis (Spectrum Analysis base)
 - ONS-SP-EMFNR; EMF Analysis (NR Beam Analysis base)
- **Fiber/Optic solution modules supported**
 - E4123MM; Multimode 850/1300 nm OTDR Module
 - E4138FMA365-APC; METRO-ACCESS/PON 1310/1550//F1650 NM APC OTDR MODULE
 - E4146QUAD; Multimode / Single mode 850/1300/1310/1550 nm OTDR PC
 - E4146QUAD; Multimode / Single mode 850/1300/1310/1550 nm OTDR APC
 - E41OTDRPM; Power Meter Option for OTDR Modules
- **Fiber/Optic software option**
 - EFTTHSLM; FTTH-SLM OTDR FUNCTION
 - EFTTHSLM-UPG; FTTH-SLM OTDR UPG OPTION
 - EFTTASLM; FTTA-SLM FUNCTION
 - EFTTASLM-UPG; FTTA-SLM OTDR UPG OPTION

Bug fix/Improvement

- Fixed bug causing blur at the bottom of the LCD display
- Frequency stability improvement using GPS

Known Issues

Release 3.0.0

Release date: Aug 29, 2020

- **Software and Hardware compatibility**

The following table lists the versions of related VIAVI hardware and software that can be used in conjunction with this release for OneAdvisor.

Hardware	Version	Build
Mainframe	3.0.0	3.0.0.0ec96ca
SPA06MA-O	1.3.0	1.300.1241r-1881b00
CAA06MA/CAA06MB	6.011	6.011.001r-1
Fiber Optic	18.98	18.98+svn64254-r0

What's new in this release

- **TPA (Test Process Automation)**
 - TPA becomes more interactive by offering pop-up window informing user about the next job scheduled and also allowing user can choose whether to continue or do more troubleshooting at the current mode.
 - TPA works with Spectrum Analyzer, Interference Analyzer, RtSA, and RFoCPRI measurement
- **Spectrum/CPRI software options (Requires SPA06MA-O hardware)**
- **Fiber/Optic solution modules supported**
 - E41 E4138FMA365-APC
 - E4146QUAD-PC
 - E4146QUAD-APC
 - E4123MM-PC
 - E41OTDRPM
- **Fiber/Optic software option**
 - EFTTHSLM
 - EFTTHSLM-UPG
 - EFTTASLM
 - EFTTASLM-UPG

Bug fix/Improvement

- RF Source of CAA module can work with RadioAnalysis concurrently.
- Reduced FAN noise
- Spectrum freezing with specific frequency setting at the below of 40MHz
- Messing up spectrum trace when Min Hold or Average is used in RFoCPRI

Known Issues

Release 1.2.0

Release date: June 29, 2020

Software and Hardware compatibility

The following table lists the versions of related VIAVI hardware and software that can be used in conjunction with this release for OneAdvisor.

Hardware	Version	Build
Mainframe	1.2.0	1.2.0-79d5204
SPA06MA-O	1.0.0	1.000.1214r-1bd2e41
CAA06MA/CAA06MB	6.010.006r	9b02487
Fiber Optic	18.96	svn63634-r0 (19/06/2020)

What's new in this release

- **Platform**
 - Supports interoperability with VIAVI's AntennaAdvisor Handle
 - Supports interoperability with VIAVI's InterferenceAdvisor, an Android based Automated Interference Hunting Solution.
- **Spectrum/CPRI software options (Requires SPA06MA-O hardware)**
 - ONA-SP-GNSS: GPS Option
 - ONA-SP-RT50: Realtime Spectrum Analysis up to 50MHz BW
 - ONA-SP-RT100: Realtime Spectrum Analysis up to 100MHz BW
 - ONA-SP-INTAN: Interference Analyzer (Interference Finder, Radar Chart, AA Handle)
 - ONA-SP-GSS: Gated Sweep Spectrum
 - ONA-SP-RM: Spectrum Route Map
 - ONA-SP-CPRI17: RFoCPRI Interference Analyzer for CPRI link rate from 1 to 7
 - ONA-SP-CPRI8: RFoCPRI Interference Analyzer for CPRI link rate 8
 - ONA-SP-CPRI18: RFoCPRI Interference Analyzer for link rate from 1 to 8
- **Fiber/Optic solution modules supported**
 - E41DWDMC-APC: E41DWDMC-PC; TUNABLE DWDM APC OTDR MODULE – C-BAND
 - E41DWDMC-PC: E41DWDMC-PC; TUNABLE DWDM PC OTDR MODULE – C-BAND
 - 2301/12: 2301/12; COSA-4055 APC CWDM OSA Module with SFP Bay – SC optical adapter mounted FC enclosed
 - 2331/12: 2331/12; OCC-4056C APC; DWDM Analyzer with SFP bay
- **Fiber/Optic software option**
 - 2331/94.01 Tunable SFP for OCC
 - ENTERPRISESLM / ENTERPRISESLM-UPG
 - ESMARTACQ / ESMARTACQ-UPG
 - ECABLESLM / ECABLESLM-UPG

Bug fix/Improvement

- Usability improvement on Home page with test shortcuts and Favorites
- Test Process Automation
 - CAA Check (requires SPA06MA/B module)
 - Job Manager with StrataSync

Known Issues

- N/A

Release 1.1.0

Release date: April 2, 2020 – 1st release

Software and Hardware compatibility

The following table lists the versions of related VIAVI hardware and software that can be used in conjunction with this release for ONA-800A.

Hardware	Version	Build
Mainframe	1.1.0	22/04/2020
CAA06MA/CAA06MB	6.010.003r-1	14/04/2020
Fiber Optic	18.94	17/03/2020

What's New in this release

Solution	Hardware	New SW feature/Option	Brief Description
Base Feature	ONA-800A	ONA-MF-WIFI ONA-MF-BT SAA-ADVISOR	Support of base features on ONA- 800A base including Wi-Fi, Bluetooth, Smart Access Anywhere, Mobile Tech, StrataSync, Job Manager
CAA	CAA06MA/B Module	ONA-CAA-RFS	VSWR, DTF, Cable Loss, Smith Chart, Bias-T, RF Source
OTDR	E4100 series Module	EFTTASLM	SM, MM, QUAD OTDR, LS, PM
FIT	FIT-FC-KIT3		FIT-FC-KIT3; Kit FiberChek Autofocus WiFi Microscope Tips for LC/PC SC/PC and SC/APC Case
OPM	MP-60A		Retrieving data. Wait a few seconds and try to cut or copy again.

Technical Assistance

For assistance related to the use of your product, call or e-mail VIAVI Technical Assistance Center (TAC) in your region. For a current listing of TAC phone numbers and e-mail addresses, go to:

<http://www.viavisolutions.com/en/services-and-support/support/technical-assistance>



Viavi Solutions
1-844-GO-VIAVI
www.viavisolutions.com